

M-Core iX-CIC

M-Core iX-CIC SDemo

DATA SHEET

80

60

40

30

20



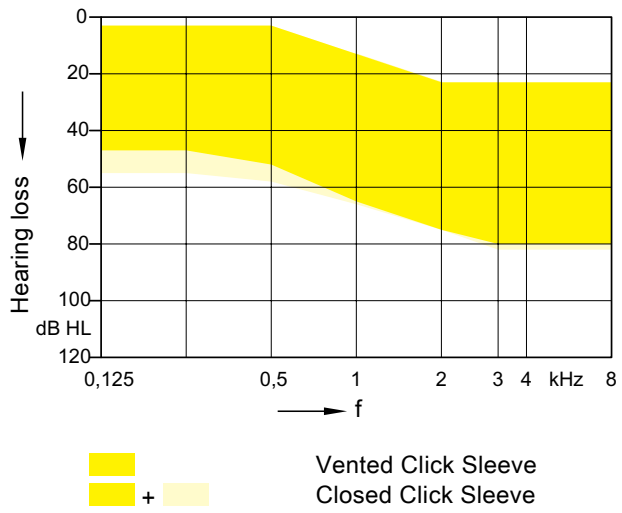
- 50 dB / 114 dB SPL
(2 ccm coupler)
- 60 dB / 125 dB SPL
(ear simulator)

M-Core iX-CIC · Technical Data

	2 ccm coupler	Ear simulator
Output sound pressure level		
OSPL 90 at 1.6 kHz	–	117 dB SPL
OSPL 90 (Peak)	114 dB SPL	125 dB SPL
HFA-OSPL 90	108 dB SPL	–
Gain		
FOG at 1.6 kHz	–	52 dB
FOG (peak)	50 dB	60 dB
HFA-FOG	45 dB	–
Reference test gain	31 dB	42 dB
Frequency, noise and directivity		
Frequency range 80 60 / 40 / 30 / 20	100 - 8600 Hz 100 - 8000 Hz	110 - 9400 Hz 110 - 8000 Hz
Equivalent input noise	20 dB SPL	21 dB SPL
Total harmonic distortion at 500 / 800 / 1600 / 3200 Hz	2 / 3 / 2 / 1 %	3 / 5 / 6 / – %
Tinnitus Function broadband AI-DI	70 dB SPL –	–
Inductive coil sensitivity		
MASL (1 mA/m) at 1.6 kHz	–	–
HFA MASL (1 mA/m)	–	–
HFA SPLITS (left/right)	–	–
RSETS (left/right)	–	–
HFA SPLIV	–	–
Battery		
Battery voltage	1.3 V	
Battery current drain	1.2 mA	1.2 mA
Battery runtime (cell zinc air)	~ 70 h	
Battery runtime (rechargeable)	–	
IRIL IEC 60118-13:2016 Ed. 4.0		
700-960 MHz (rating)	user	
1400-2000 MHz (rating)	user	
2000-2700 MHz (rating)	user	
ANSI C63.19-2011		
800-950 MHz (rating)	M4	
1600-2500 MHz (rating)	M4	

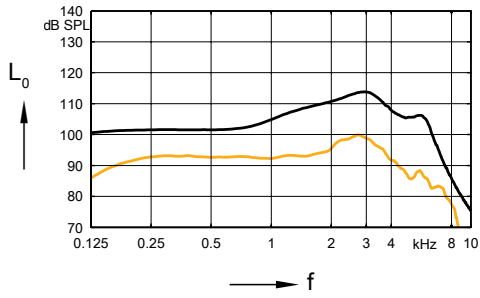
Please find additional information to the values on page "Further Information".

M-Core iX-CIC · Fitting Range

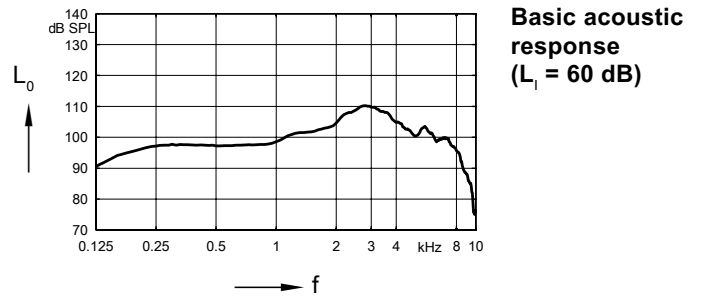
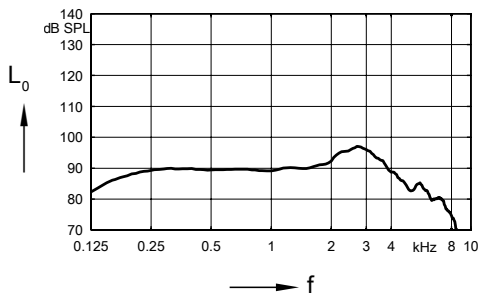
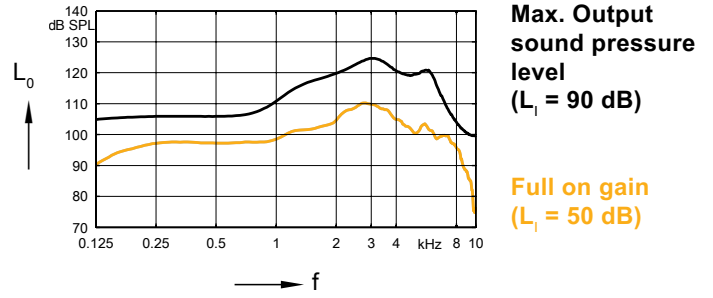


M-Receiver (Closed Click Sleeve) · Basic Data

2 ccm coupler



Ear simulator



M-Core iX-CIC · Features and Accessories

	80	60	40	30	20
Features					
Channels / Controls / Programs	48 / 20 / 6	32 / 16 / 6	24 / 12 / 6	16 / 8 / 4	16 / 8 / 4
Soundpro	High Res	High Res	High Res	High Res	High Res
My Voice (own voice processing)	—	—	—	—	—
Direct Streaming / Auto Volume	—	—	—	—	—
Wireless Sync	●	●	●	●	●
Directionality	Automatic Adaptive, iOmni, Front	Automatic Adaptive, iOmni, Front	Automatic Adaptive, iOmni	—	—
Noise Reduction	Noise Management, Sound Smoothing, Directional	Noise Management, Sound Smoothing, Directional	Noise Management, Sound Smoothing	Noise Management, Sound Smoothing	Noise Management
Wind Noise Reduction	Standard	Standard	Standard	Standard	—
Reverb Reducer	●	—	—	—	—
Bandwidth: Extension / Compression	● / ●	— / ●	— / ●	— / ●	— / ●
Music Enhancer (Live / Recorded / Playing)	●	●	—	—	—
Tinnitus Function	Sound Therapy, Notch Therapy	Sound Therapy, Notch Therapy	Sound Therapy, Notch Therapy	Sound Therapy, Notch Therapy	—
XPhone	●	●	●	—	—
Acclimatization / Data Logging	● / ●	● / ●	● / ●	● / ●	● / ●
T-Coil	—	—	—	—	—
Small earhook	—	—	—	—	—
Accessories					
Smart Key	○	○	○	○	○
Smart Transmitter 2,4	—	—	—	—	—
Smart Mic	—	—	—	—	—
Rexton APP	○	○	○	○	○
M-Core CROS R	—	—	—	—	—
M-Core CROS R-Li	—	—	—	—	—
M-Core CROS iX-CIC	○	○	○	—	—

● available — not available ○ optional

M-Core iX-CIC · Further information

Abbreviations


The following abbreviations are used in this datasheet:

OSPL	Output Sound Pressure Level
HFA	High Frequency Average
FOG	Full-On Gain
MASL	Magneto Acoustical Sensitivity Level
SPLITS	Coupler SPL for an Inductive Telephone Simulator
RSETS	Relative Equivalent Telephone Sensitivity
SPLIV	SPL In a Vertical magnetic field
AI-DI	Articulation Index - Directivity Index
IRIL	Input Related Interference Level
RTF	Reference Test Frequency

Standards and additional information

- ▶ All measurements with the 2 ccm coupler were performed according to ANSI S3.22-2014 and IEC 60118-0:2015 if applicable.
- ▶ All measurements with an ear simulator were performed according to IEC 118-0/A1:1994 and to DIN 45605 (frequency range) if applicable.
- ▶ Curves and figures representing FOG are measured with 20 dB reduction and 70 dB SPL input level.
- ▶ Figures representing Equivalent Input Noise incorporate a moderate expansion.
- ▶ Tinnitus noiser measurement conditions: all tinnitus single frequency sliders in max position, master volume slider in default position (0 dB) and local volume control in default position.
- ▶ Inductive coil sensitivity values, inductive response curves and T ratings apply for instruments with telecoil only.
- ▶ The current consumption is measured in reference test setting (RTS) according to the applicable standards. Due to the settling behaviour of hearing instruments supporting RF (radio frequency), the battery current is measured 3 minutes after turning on (note: no pairing)
- ▶ The battery runtime is based on first fit settings using 60 % of the fitting range and an ISTS (International Speech Test Signal) input signal at 65 dB SPL (note: pairing established). The actual battery runtime is determined by battery quality, hearing loss, sound environment, usage and activated feature set. Regarding RF usage (Bluetooth streaming) two different conditions are considered.
- ▶ HD Bandwidth up to 10 kHz for 80 devices only.
- ▶ The following acoustic connections / ear pieces were used:
 - Closed Click Sleeve

The information in this document contains general descriptions of the technical options available, which do not always have to be present in individual cases and are subject to change without prior notice. The required features should therefore be specified in each individual case at the time of conclusion of the respective contract.

 **Legal Manufacturer**
Sivantos GmbH
Henri-Dunant-Strasse 100
91058 Erlangen
Germany


0123

Order No. 04273-99T03-7600
© 12.2020, Sivantos GmbH
All rights reserved

Subject to change
without prior notice

WARNING

Choking hazard posed by small parts.

- ▶ This instrument is not intended for the fitting of infants, children under 3 years or persons of mental incapacity.